
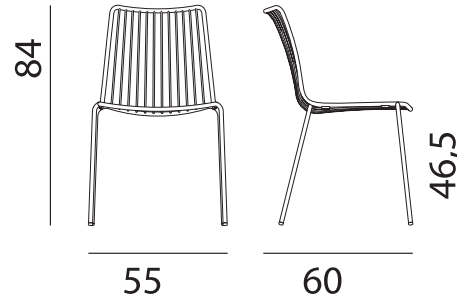


## Chaise et fauteuil




Chaise empilable Nolita 3650 L.55 x P.53,5 x H.77 cm



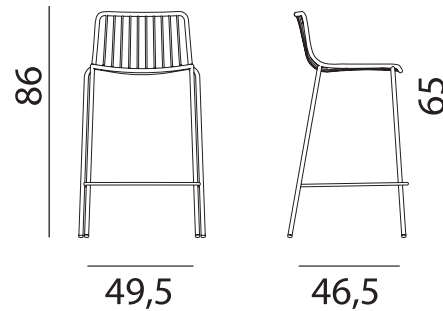
Chaise empilable Nolita 3651 L.55 x P.60 x H.84 cm




Fauteuil empilable Nolita 3655 L.59,5 x P.53 x H.77 cm



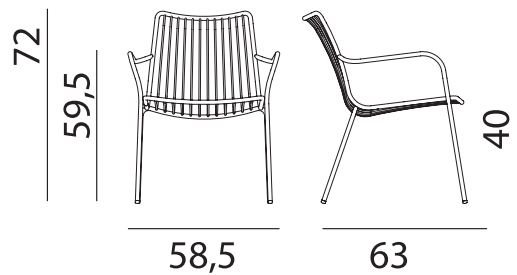
Fauteuil empilable Nolita 3656 L.59,5 x P.58 x H.84,5 cm



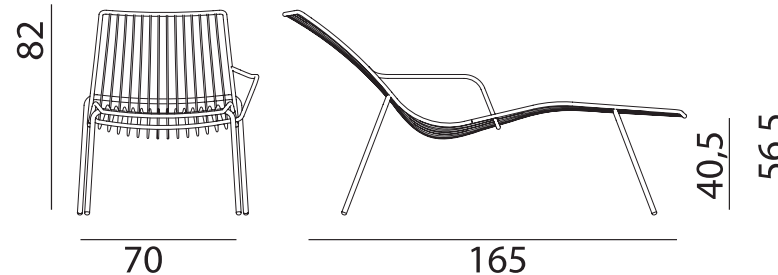
Tabouret empilable Nolita 3657 L.49,5 x P.46,5 x H.86 cm



Tabouret empilable Nolita 3658 L.50,5 x P.48,5 x H.96 cm



Fauteuil Lounge empilable Nolita 3659 L.58,5 x P.63 x H.72 cm



Chaise longue Nolita 3654 L.70 x P.165 x H.82 cm

## Structure pour l'extérieur Métal époxy



BI200E



GI100E



AR500E




RA100E



RO200E



TEE




GAE



AZ100E



BL500E



BL300E



VE100E



VE600E



NPE

# EPOXIA

6 avenue Charles de Gaulle  
78150 Le Chesnay  
+33 1 39 66 00 77  
contact@epoxia.com  
www.epoxia.com



Rejoignez-nous sur nos réseaux sociaux

