



Roo Light

design *Monica Graffeo*

Le superfici concave e convesse del vaso creano una luce morbida e sensuale che si accende all'imbrunire e illumina la notte.

The concave and convex pot's surfaces create a soft and sensual light that switches on at sunset and light up the night.

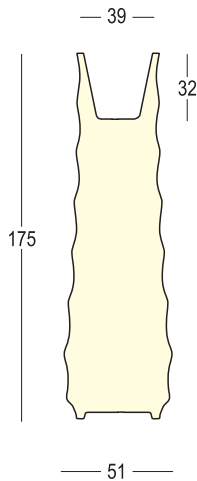
Roo Light Indoor

Vaso/Vase - Art. 8235

Roo Light predisposto per Kit luce per **Interni**/
Roo Light, intended for Indoor Light Kit

Colori/Colours

98
Neutro
Neutral

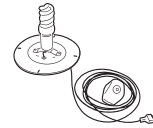


Kit Luce/Light Kit - Art. A4183

Kit Luce per **Interni**/
Indoor Light Kit

Dettagli/Details

Cavo trasparente/Transparent cable
Pulsantiera a pedale/Foot switch
Spina europea bipolare/European bipolar plug
Predisposizione per base di stabilizzazione/
Arrangement for stability base
(base consigliata Ø 510 mm/recommended base Ø510 mm)



Luce/Light

1 x 20 W



Roo Light Outdoor

Vaso/Vase - Art. 9235

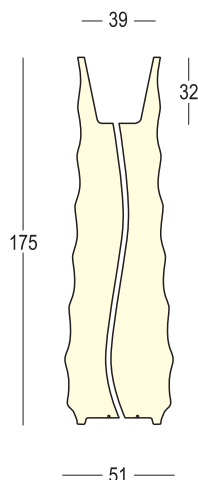
Roo Light predisposto per Kit luce per **Esterni**/
RooLight, intended for Outdoor Light Kit

Dettagli/Details

Tubo di drenaggio/
Drainage pipe

Colori/Colours

98
Neutro
Neutral



Kit Luce/Light Kit - Art. A4182

Kit Luce per **Esterni**/
Outdoor Light Kit

Dettagli/Details

Guscio in policarbonato/Polycarbonate shell
Guarnizione a tenuta/Gasket seal
Cavo nero/Black cable
Spina Shuko antispruzzo/Anti-splash Shuko plug
Predisposizione per base di stabilizzazione/
Arrangement for stability base
(base consigliata Ø 510 mm/recommended base Ø510 mm)



Luce/Light

1 x 20 W

